



FAQ

What is My Path for Mathematics in Spanish, and how can I use it?

Overview

Immediately after students complete the *i-Ready Diagnostic* for Mathematics in English or Spanish, their automated online lesson path (i.e., My Path) is generated based on their most recent Diagnostic. While a student's My Path defaults to lessons presented in English, educators can change an individual student's My Path to present all Mathematics lessons in Spanish if their district has chosen to enable this feature.

Contents

What Is My Path for Mathematics in Spanish?

When should I consider using My Path for Mathematics in Spanish with students?	2
Can I continue to use Teacher-Assigned Lessons with students?	2
How are the lessons in My Path for Mathematics in Spanish determined?	2
Will I be able to adjust my students' individual lesson paths in Spanish?	2

How to Use My Path for Mathematics in Spanish

How do I enable My Path for Mathematics in Spanish for my students?	2
How do I turn on Mathematics instruction in Spanish for a Report Group or multiple students?	2
How do I turn on Mathematics instruction in Spanish for individual students?	
Administrators	4
Teachers	5
How can I confirm the language in which students will see their My Path for Mathematics instruction?	5
How do I monitor lessons when my students are using Mathematics instruction in Spanish?	5

Additional Considerations

What happens if students had lessons in progress in their My Path for Mathematics in English when I enable My Path for Mathematics in Spanish?	6
What will students see on their student dashboard?	6
Where can I get additional guidance and resources for using Personalized Instruction and supporting students in Spanish?	6

What Is My Path for Mathematics in Spanish?

When should I consider using My Path for Mathematics in Spanish with students?

Consider using My Path for Mathematics in Spanish if you serve the following student populations:

- Spanish-speaking English Learners with beginning English proficiency
- Students in dual-language or full-immersion programs in which mathematics is taught in Spanish

Can I continue to use Teacher-Assigned Lessons with students?

Yes, teachers can continue to assign specific lessons in Spanish or English to individual students or groups of students. This can be a useful option when teachers want to complement grade-level classroom instruction with a select number of lessons. Selecting My Path for Mathematics in Spanish will have no effect on Teacher-Assigned Lessons as they will always display in the language assigned. Learn more about using [Teacher-Assigned Lessons](#).

How are the lessons in My Path for Mathematics in Spanish determined?

The student's My Path for Mathematics in Spanish will be determined based on the results of the most recent Diagnostic, regardless of the language in which they were assessed. If a subsequent Diagnostic is given in a different language when the score is lower than lessons already completed, students will not be moved backward on their automated pathway. Learn more about [how online lessons are assigned](#).

Will I be able to adjust my students' individual lesson paths in Spanish?

Yes, on the Adjust Individual Lesson Path screen, you will be able to adjust a student's individual path. Placement updates will be made regardless of the student's instructional language.

How to Use My Path for Mathematics in Spanish

How do I enable My Path for Mathematics in Spanish for my students?

Before My Path for Mathematics in Spanish can be used, district or school administrators will need to work with their *i-Ready* Partner Success team to make it available. Then teachers or administrators can adjust the language of My Path for Mathematics in Spanish at the class, Report Group, or student level. See the next page for how-to enablement instructions.

As you consider turning on the My Path for Mathematics in Spanish for students, please note:

- The default language of My Path instruction is English for all students, regardless of the language in which they take the Diagnostic for Mathematics.
- Once Mathematics instruction in Spanish is turned on for specific students, they will see all future My Path lessons for Mathematics in Spanish. It will remain on until an educator turns it off for that student.
- There is no option for students to change their own language of instruction.

How do I turn on Mathematics instruction in Spanish for a Report Group or multiple students?

Before educators can use My Path for Mathematics in Spanish, Support or Partner Success Managers must first enable it at the account level. Once enabled for the whole district or individual schools, educators can turn on Mathematics instruction in Spanish for classes, Report Groups, and students. Once set, the student's next My Path Mathematics lesson will appear in Spanish on their dashboard. If a student is in progress on a lesson, they will need to complete that lesson before their queue will appear in Spanish.

Continued on next page

● To enable for **Classes or Report Groups**:

1. Select **Assess & Teach** from the top navigation.
2. Select the **Instruction** category on the left.
3. Select **Math** under *Personalized Instruction*.
4. Select **Select Math Instruction Language** under *Adjust Instruction*. The corresponding pop-up will appear. Make sure to **click the arrow** after each step to move forward.
5. Choose **Classes/Report Groups**.
6. Select **Spanish**.
7. Use the **checkboxes** to choose the Classes/Report Groups to change the language for.
8. Select **Save** (not pictured).

● To enable for **students**:

Follow steps 1–4 above.

5. Select **Students**.
6. Select a **class** from the *Class* dropdown.
7. In the table on the left, use the **checkboxes** to select the students you want to have the Math Diagnostic in Spanish, and then **click the right arrow** to add them to the table on the right.
8. Select **Save**.

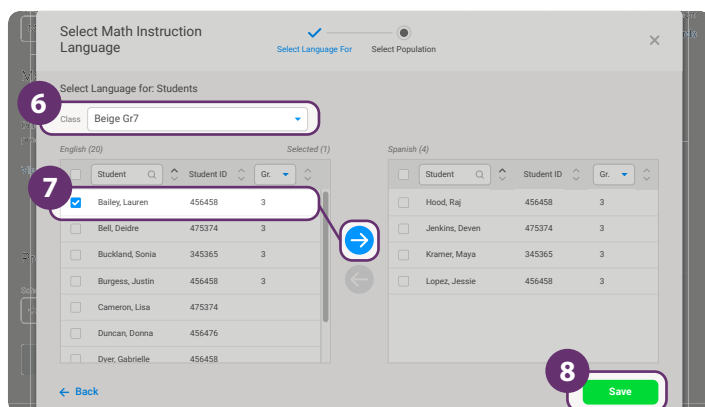
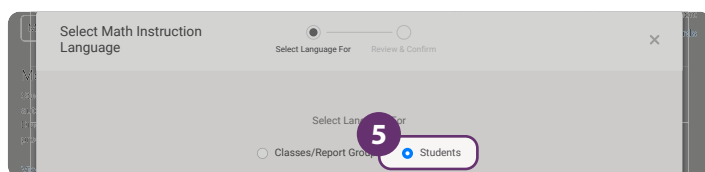
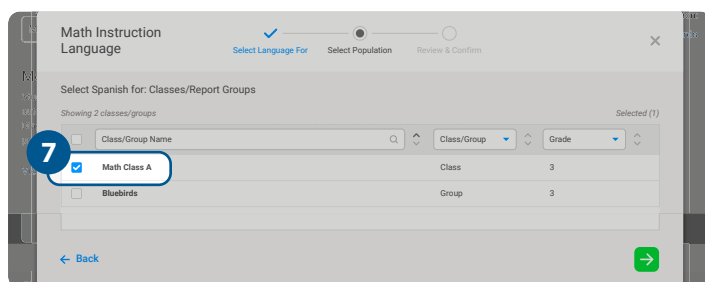
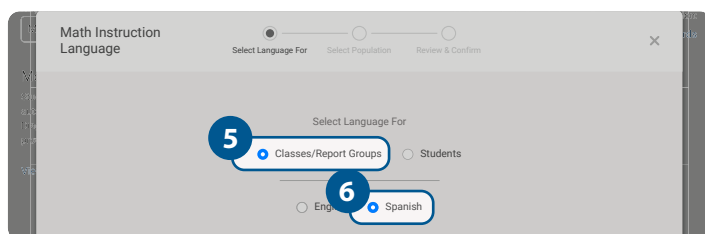
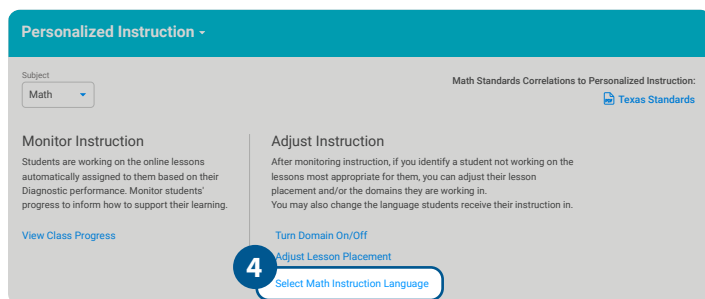
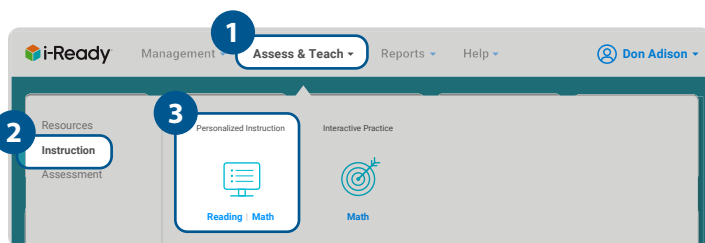
Additional Considerations

If a student is added to a Class or Report Group that already has Mathematics instruction in Spanish enabled, they will receive their instruction in Spanish.

If a student is in two Classes or Report Groups that have been set to different languages for Mathematics instruction, the lesson will default to Spanish.

To override the default Spanish language:

- Follow the steps above for enabling bulk assignment at the Class or Report Group level.
- or
- Toggle the student-level instruction language. Visit the [i-Ready Central® FAQs page](#) to view instructions online.

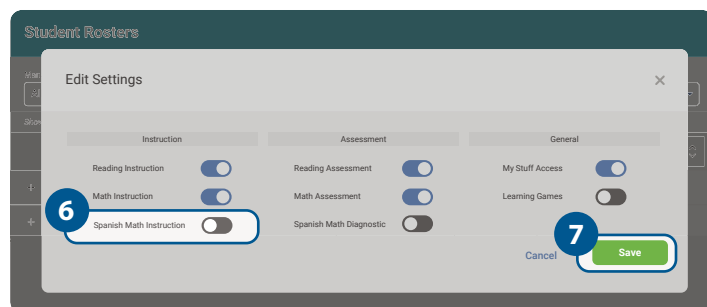
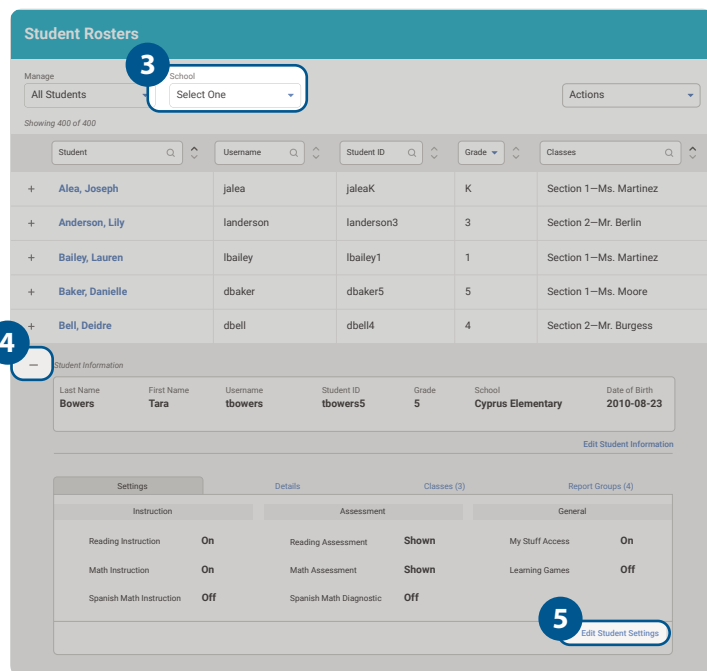
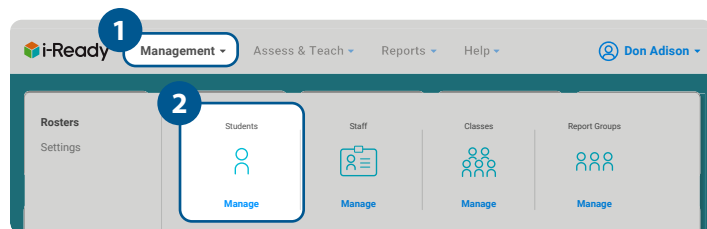


Administrators: How do I turn on Mathematics instruction in Spanish for individual students?

[Online Instructions](#)

Mathematics instruction in Spanish must first be enabled for the whole district or individual schools by Support or Partner Success Managers. Once enabled, administrators can turn it on one student at a time.

1. Select **Management** from the top navigation.
2. Rosters should be selected by default. Select **Manage** under **Students**.
3. Select the **School** for the students you are looking for.
4. Click the **+** icon next to a student to expand the row. When expanded, it will change to a **–** icon.
5. On the **Settings** tab, select **Edit Student Settings**.
6. In the **Instruction** column, use the toggle to turn **Spanish Math Instruction** on.
7. Select **Save**. The student will see all future My Path Mathematics lessons in Spanish. If a lesson is in progress, they must finish the current lesson in English.



Teachers: How do I turn on Mathematics instruction in Spanish for individual students?

[Online Instructions](#)

Mathematics instruction in Spanish must first be enabled for the whole district or individual schools by Support or Partner Success Managers. Once enabled, teachers can turn it on one student at a time.

1. Select **Rosters** from the top navigation.
2. Click the **+** icon next to a student to expand the row. When expanded, it will change to a **–** icon.
3. On the **Settings** tab, select **Edit Student Settings**.
4. In the **Instruction** column, use the toggle to turn **Spanish Math Instruction** on.
5. Select **Save**. The student will see all future My Path Mathematics lessons in Spanish. If a lesson is in progress, they must finish the current lesson in English.

The image contains two screenshots of the i-Ready Rosters interface. The top screenshot shows the 'Student Rosters' page for 'Math Class_Section 1'. A blue circle with the number '1' points to the 'Rosters' tab in the top navigation bar. Another blue circle with the number '2' points to the '+' icon next to the student 'Baker, Danielle'. A third blue circle with the number '3' points to the 'Edit Student Settings' link in the bottom right corner of the expanded student row. The bottom screenshot shows the 'Edit Settings' modal window. A blue circle with the number '4' points to the 'Spanish Math Instruction' toggle switch, which is currently turned off. A fifth blue circle with the number '5' points to the 'Save' button in the bottom right corner of the modal.

How can I confirm the language in which students will see their My Path for Mathematics instruction?

Educators can follow the same process for how to turn on Mathematics instruction in Spanish above to confirm or edit the language of instruction.

How do I monitor lessons when my students are using Mathematics instruction in Spanish?

Educators should regularly monitor students' progress on their *i-Ready* lessons by reviewing the Personalized Instruction reports on *i-Ready*. The reports will not change based on the language of instruction. Time-on-Task will be counted the same, regardless of the language in which students receive their lessons.

Additional Considerations

What happens if students had lessons in progress in their My Path for Mathematics in English when I enable My Path for Mathematics in Spanish?

If the student had a lesson in progress when Mathematics instruction in Spanish was turned on, they will finish their current lesson in English and then move to Spanish lessons.

If the student does not pass their current lesson in progress (in English), they will repeat the lesson in Spanish.

What will students see on their student dashboard?

Students will see their My Path lessons for Mathematics in the language selected for them. Any Teacher-Assigned Lessons will appear in the language assigned.



Where can I get additional guidance and resources for using Personalized Instruction and supporting students in Spanish?

- [Monitoring Personalized Instruction](#)
- [Engaging Students in Personalized Instruction](#)
- [Additional Instructional Supports and Recommendations in Spanish](#)